

# GKS 313 M

Screw-in Test Probe

## Grid:

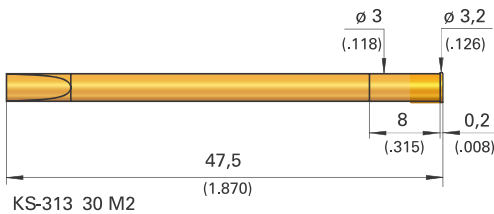
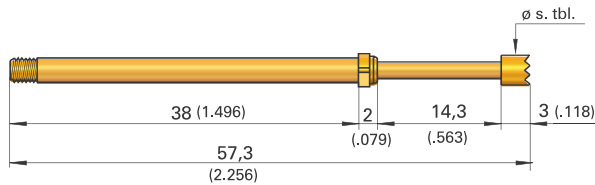
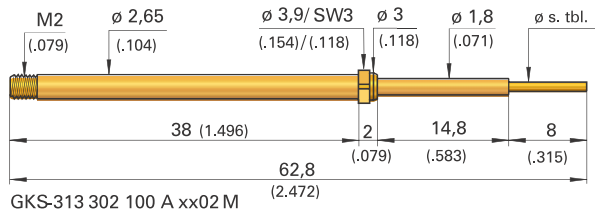
≥ 4,50 mm

≥ 177 Mil

Installation height with KS: 19,5 / 25,0 mm (.768 / .984)

Recommended stroke: 12,0 mm (.472)

## Mounting and functional dimensions



## Available tip styles

Material	Tip style	Plating	Further versions	
			∅	∅ (inch)
3 02		A		
3 06		A		
3 17		R		

### Collar height and installation height

The installation height of the tip (measured with the receptacle) is determined by the collar height. The test probe can only be used with a receptacle.

Collar height	Tip style	Installation height with KS
02	02	25,0 mm (.984)
02	06 / 17	19,5 mm (.768)

### Mechanical data

**Working stroke:** 12 mm (.472)  
**Maximum stroke:** 14,3 mm (.563)  
**Spring forces at work. stroke:** 1,5 N (5.4oz)  
**Alternative:** 3,0 N (10.8oz)

### Materials

**Plunger:** BeCu, gold- or rhodium-plated  
**Barrel:** Brass, gold-plated  
**Spring:** Steel, gold-plated  
**Receptacle:** Brass, gold-plated

Recommended screw-in torque:  
 Min.: 10 cNm / Max.: 20 cNm

### Electrical data

**Current rating:** 3 - 5 A  
**R<sub>i</sub> typical:** < 30 mΩ

### Mounting hole size

**in CEM1 and FR4:** ∅ 2,99 mm (.1177)

### Operating temperature

**Standard:** -40° up to +80° C

## Ordering example

Series	Tip material	Tip style	Tip diameter (1/100 mm)	Plating	Spring force (dN)	Collar height (mm)	Special designation
	3 = BeCu			A = Gold			

Test probe:

G K S 3 1 3 3 0 2 1 0 0 A 3 0 0 2 M

Receptacle:

K S - 3 1 3 3 0 M 2