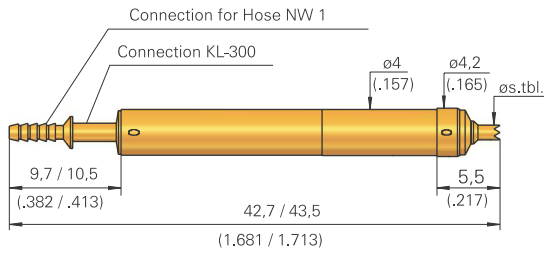


Grid:
 ≥ 4,50 mm
 ≥ 177 Mil

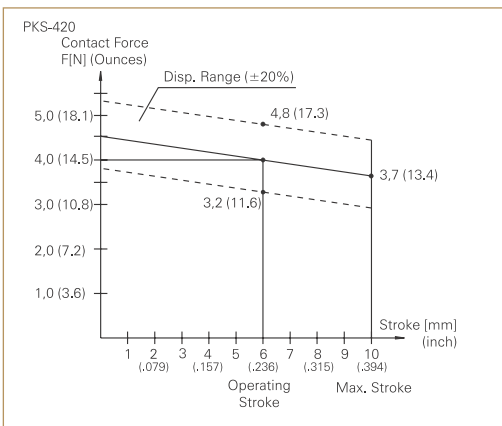
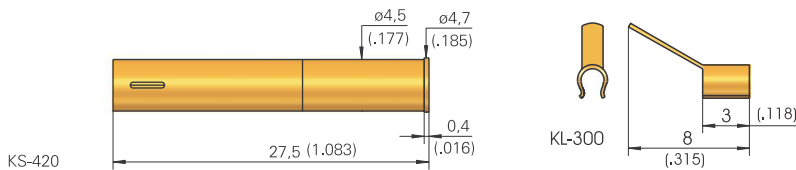
Installation height with KS: 5,9 mm (.232)
Recommended stroke: 6,0 mm (.236)

Mounting and functional dimensions



PKS-420 Type 1: with Connection for Hose NW 1

PKS-420 Type 2: with Connection for Hose NW2 (lengths see 2nd value)



Mechanical data

Working stroke: 6,0 mm (.236)
Maximum stroke: 10,0 mm (.394)
Cont. force at work.stroke: 3,7 N (13.4oz) or 4,2 N (15.2oz)***
Operating medium: Compressed air (filtered, oil-free)
Operating pressure: 6 bar (86 psi)

Electrical data

Current rating: 2 - 3 A
 10 A (Type "1H" or "2H", see Note below)
R_i typisch: < 30 mΩ

Operating temperature

Standard: 0° up to +80 °C

Materials

Plunger: Steel, rhodium- or gold-plated
Barrel: Brass, gold-plated
Restoring spring: Steel, gold-plated
Receptacle: Brass, gold-plated
O-rings: Perbunan

Mounting hole size

with receptacle: ø 4,48 - 4,49 mm (.1764 - .1768)
without receptacle: ø 4,00 mm (.1575)

		Available tip styles			
Material	Tip style	Tip diameter	Plating	Further versions	
				ø	ø (inch)
2	01	ø 2,00 (.079)	R		
2	04**	ø 1,30 (.051)	R	2,00	(.079)
2	05	ø 2,50 (.098)	R	1,30*	(.051)
2	06**	ø 1,30 (.051)	A	2,50	(.098)
2	15*	ø 2,00 (.079)	A		
2	33**	ø 1,30 (.051)	A		
2	91**	ø 1,30 (.051)	A		

* pressed-in HM-tip, installation height 6,5 mm (.256)
 ** collar diameter: 2,0 mm (.079)

Warning:

Do not solder the cable to the crimp points of the receptacle.

Note:

For high current applications up to 10 A, order with special designation "1H" (terminal "1") resp. "2H" (terminal "2").

Note:

The receptacle can be used from grid size 5,08 mm (200 Mil) upwards.

Note:

Pneumatic accessories and general instructions shown on page 174.

*** Note:

Tip 15, 01, 91 F = 3,7 N (13.4oz)
 Tip 04, 05, 06, 33 F = 4,2 N (15.2oz)

Ordering example

	Series	Tip material 2 = Steel	Tip style	Tip diameter (1/100 mm)	Plating A = Gold R = Rhodium	Spring force (dN)	Collar height (mm)	Type (alternative "1", "1H", "2", "2H")
Test probe:	PKS	4	20	2	06	130	A	42021
Test probe for use up to 10 A:	PKS	4	20	2	04	130	R	42021H
Receptacle:	KS	4	20					
Clip connection with solder terminal for type 1:	KL	3	00					