

SKS 415


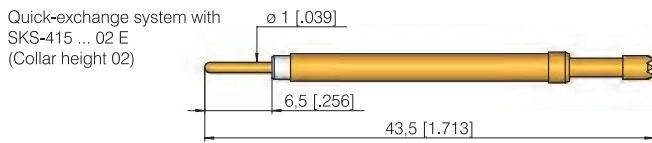
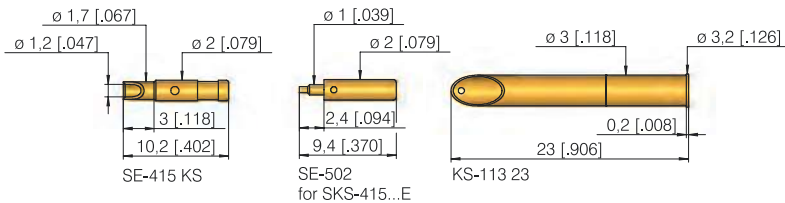

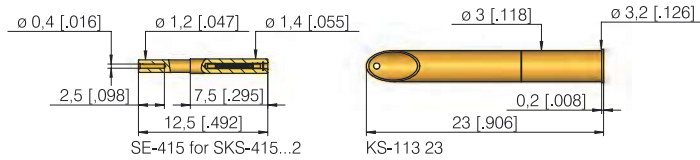
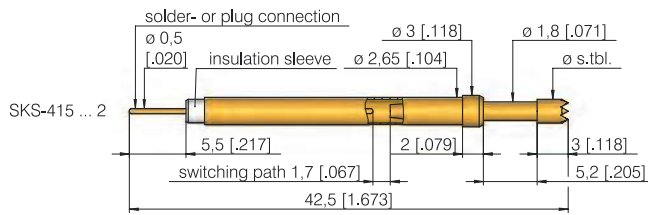
Switching Probe
Closing version (NO)

Grid:

≥ 3,50 mm
≥ 140 Mil

Installation height with KS: 10,4 - 24,9 mm (.409 - .980)
Switch path: 1,7 mm (.067)

Mounting and functional dimensions



Collar height	Installation height without KS with tip style 02/03/06	Installation height without KS with tip style 53/56
02	10,2 mm (.402)	16,7 mm (.657)
05**	13,2 mm (.520)	19,7 mm (.776)
10**	18,2 mm (.717)	24,7 mm (.972)

** not usable with KS-415 S

Mechanical data

Switch path: 1,7 mm (.067) ± 0,2 (.008)
 Recomm. working stroke: 4,2 mm (.165)
 Maximum stroke: 5,2 mm (.205)
 Spring force at switch point: 0,9 N (3.2oz)
 Spring force at working stroke: 2,3 N (8.3oz)

Materials

Plunger: BeCu, gold-plated (or gold-plated with insulator cap)
 Barrel: Brass, gold-plated
 Spring: Steel, gold-plated
 Receptacle: Brass, gold-plated

Electrical data

Current rating: 5 A
 (see page 100)

Operating temperature

Standard: -40° up to +80° C

Available tip styles

Material	Tip style	Plating	Further versions	
			∅	∅ (inch)
0 02		A	5,00 2,30	(.197) (.091)
3 02		A		
3 02		A		
3 03		A		
3 06		A		
3 06		A		
3 06		A	4,00	(.157)
3 19		A		
3 53*		A		
3 56*		A		
3 56*		A		
3 56*		A		

* Tip length 9,5 mm (.374)
 Total length 6,5 mm (.256) longer as standard

Mounting hole size

with receptacle: ∅ 2,98 - 2,99 mm (.1173 - .1177)
 without receptacle: ∅ 2,65 mm (.1043)

Collar height and installation height

To adjust the installation height (dimension without KS) test probes with different collar heights are available.

Note:

The receptacle can be used from grid size 4,50 mm (180 Mil) upwards.

Screw-in version:

see SKS-465 MF and SKS-465 SF shown on page 110 and 112. The KS-415 S receptacle enables easy changing of the SKS-415 ... 02 E switching probe without removing the wiring connection.

Ordering example

Series	Tip material	Tip style	Tip diameter (1/100 mm)	Plating	Spring force at working stroke (dN)	Collar height (mm)	Type (alternative E)
0 = Delrin 3 = BeCu				A = Gold			

Test probe:

S K S 4 1 5 3 0 6 2 3 0 A 2 3 0 2 2

Receptacle:

K S - 1 1 3 2 3 K S - 4 1 5 S

Lamellar plugs:

S E - 4 1 5 S E - 5 0 2 S E - 4 1 5 K S