

SKS 419 / 429

Switching Probe with Long Stroke - High Stability
Closing version (NO)

Grid:

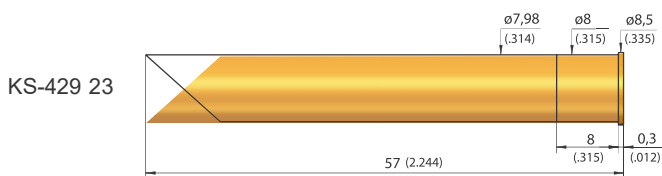


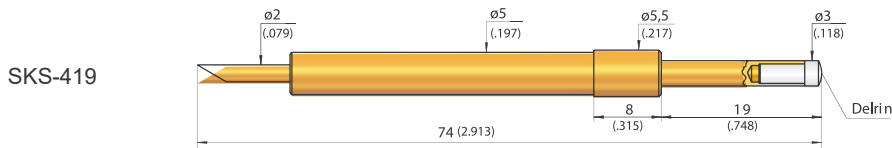
≥ 7,5/10,0 mm

≥ 300/400 Mil

Installation height with KS: 27,3 / 27,4 mm (1.075 / .1079)

Switch path: 2,0 mm (.079)

Mounting and functional dimensions



SKS 419		SKS 429	
Mechanical data		Mechanical data	
Switch path:	2,0 mm (.079) ± 0,2 (.008)	Switch path:	2,0 mm (.079) ± 0,2 (.008)
Maximum stroke:	14,0 mm (.551)	Maximum stroke:	16,0 mm (.630)
Spring force at switch.point:	2,6 N (9.4oz)	Spring force at switch.point:	2,9N (10.5oz)
Spring force 80% stroke:	5,2 N (18.8oz)	Spring force 80% stroke:	6,4 N (23.2oz)
Spring force max. stroke:	6,5 N (26.0oz)	Spring force max. stroke:	8,0 N (31.0oz)
Electrical data		Electrical data	
Current rating:	5 A	Current rating:	5 A
(see page 100)		(see page 100)	
Operating temperature		Operating temperature	
Standard:	-40° up to +80° C	Standard:	-40° up to +80° C
Mounting hole size		Mounting hole size	
with receptacle:	∅ 5,49 mm (.216)	with receptacle:	∅ 7,99 mm (.315)
without receptacle:	∅ 5,00 mm (.197)	without receptacle:	∅ 7,00 mm (.276)
Materials		Materials	
Plunger:	BeCu, gold-plated with insulator cap (Delrin)	Plunger:	BeCu, gold-plated with insulator cap (Delrin)
Barrel:	Brass, gold-plated	Barrel:	Brass, gold-plated
Spring:	Steel, gold-plated	Spring:	Steel, gold-plated
Receptacle:	Brass, gold-plated	Receptacle:	Brass, gold-plated

Ordering example

Series	Tip material 0 = Delrin	Tip style	Tip diameter (1/100 mm)	Plating A = Gold	Spring force at max. stroke (dN)	Collar height (mm)
--------	----------------------------	-----------	----------------------------	---------------------	--	-----------------------

Test probe:

S K S 4 1 9 0 0 5 3 0 0 A 6 5 0 8

Test probe:

S K S 4 2 9 0 0 5 5 0 0 A 8 0 0 8

Receptacle for SKS-419:

K S - 4 1 9 2 3

Receptacle for SKS-429

K S - 4 2 9 2 3